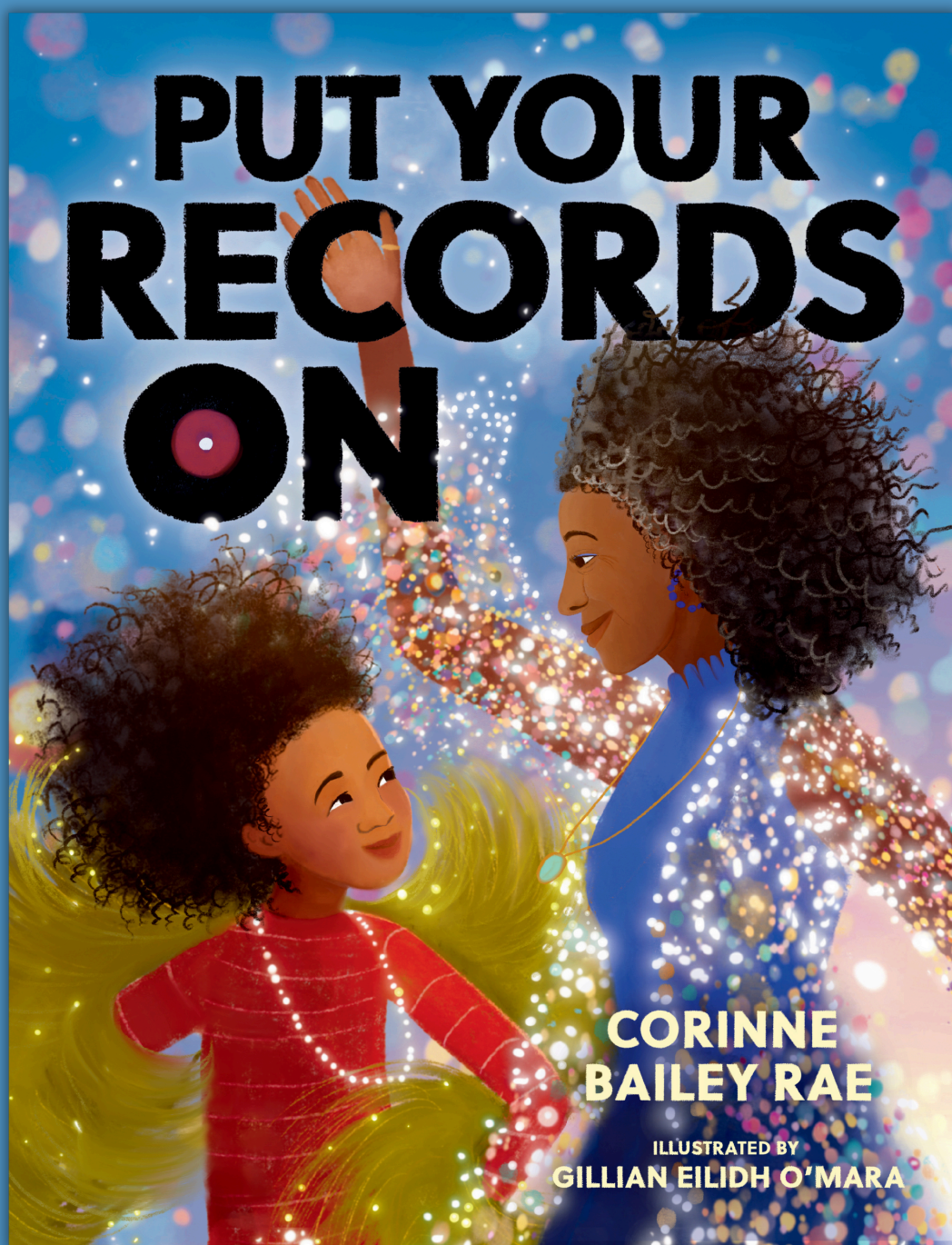


Classroom Resources



Pre-Reading



Choose from the pre-reading activities to help build children's curiosity about the story and make personal connections with its themes.

🎵 The Mystery Music Box

Place a vinyl record (or photo), headphones, and musical-note cutouts inside a box. Can children guess... What might this story be about? What can music help someone do? Dance? Relax? Sleep?

🎵 "Feel It" Game

Play 5-second audio clips (birdsong, guitar strum, upbeat rhythm, gentle lullaby). After each clip, think about: What you feel in your body; Whether this sound make you want to move, rest, or sing? Respond using movement instead of words:

E.G. Fast beat → running in place; Calm music → slow stretching; Silly sound → funny dance.

🎵 Song From Home

Ask: Is there a song someone plays at home? What does it make you feel or want to do? Answer the question using gestures (sleepy stretch, dancing, jumping); drawing the feeling; or humming a tiny snippet. Focus on feelings and actions, E.G. "this song makes me dance!".

🎵 Illustrations First

Show a spread from the book without reading the words. What do you think is happening? How do the characters feel? What in the picture gives you clues?

🎵 Put Your Records On — "Moodboard Listening"

Play Corinne Bailey Rae's Put Your Records On. How does this song make your body want to move? What feeling words come to mind? Add mood words (and movement cards if appropriate) or pictures to a class moodboard for the song.



During Reading



Discussion Questions:

1. Why does Portia show Bea her records?
 - o (Why do you think she wants to share them?)

2. How do Bea and Portia feel when they listen to the music?
 - o (Are they happy, excited, calm, or something else?)

3. How does the music help Bea and Portia feel close to each other?
 - o (Does it help them understand each other better? How?)

4. What do Portia's records tell us about her?
 - o (What kind of person is she? What does she like? How does she feel?)

5. What does Bea learn from listening to the records?
 - o (Does she learn something about herself, about Portia, or about music?)



Post Reading



Creative Activity Worksheets:

1. *Rainbow of Feelings*

In *Put Your Records On* – Portia describes how, just like a rainbow shows many colours, people have many different feelings. Can you identify which feelings Bea experiences in the book?

“You know how a rainbow has lots of different colors? Well, people have lots of different feelings. It’s part of being alive.”

Using a rainbow template or strips of paper, choose a colour for each feeling you have – yellow for happy, blue for calm, red for excited, or whatever each colour means to you.

There’s no right or wrong answer. When you’re done, name your creation: “This is my Rainbow of Feelings.” You can even match songs to each colour or feeling for extra fun.

Please see page 6 for template.



Post Reading



Creative Activity Worksheets:

2. "I'm in the Mood to..." Playlist

The book explores the idea that different songs match different feelings or actions.

Cut and spread out the mood cards below and listen to a short clip of music. Some of them correspond to a feeling, and some to an action. Pick a card that shows how the music makes you feel or what it makes you want to do. You can show it by holding up the card, moving, drawing, or sharing with a friend. Alternatively, match the mood cards to songs you already know. As a class, you could even build a "I'm in the Mood to..." playlist, matching songs to your cards.

Please see page 7 for template



Post Reading



Creative Activity Worksheets:

3. Our "Class Record Collection"

Step 1: Portia's records reflect who she is and how she feels – and your music can do the same. Think of 1–3 songs that matter to you and decorate a "record" for each, showing the song title and why it's important. Add colours, symbols, or drawings to express yourself.

Step 2: Think about someone else while creating a record. Make a record for a friend or family member: a song they think would make them feel happy, brave, or calm.

Share your records with the class if you like, and together you can make a bulletin board display called "Our Class Record Collection", showing all your unique personalities, moods, and empathy through music.

Please see page 9 for template

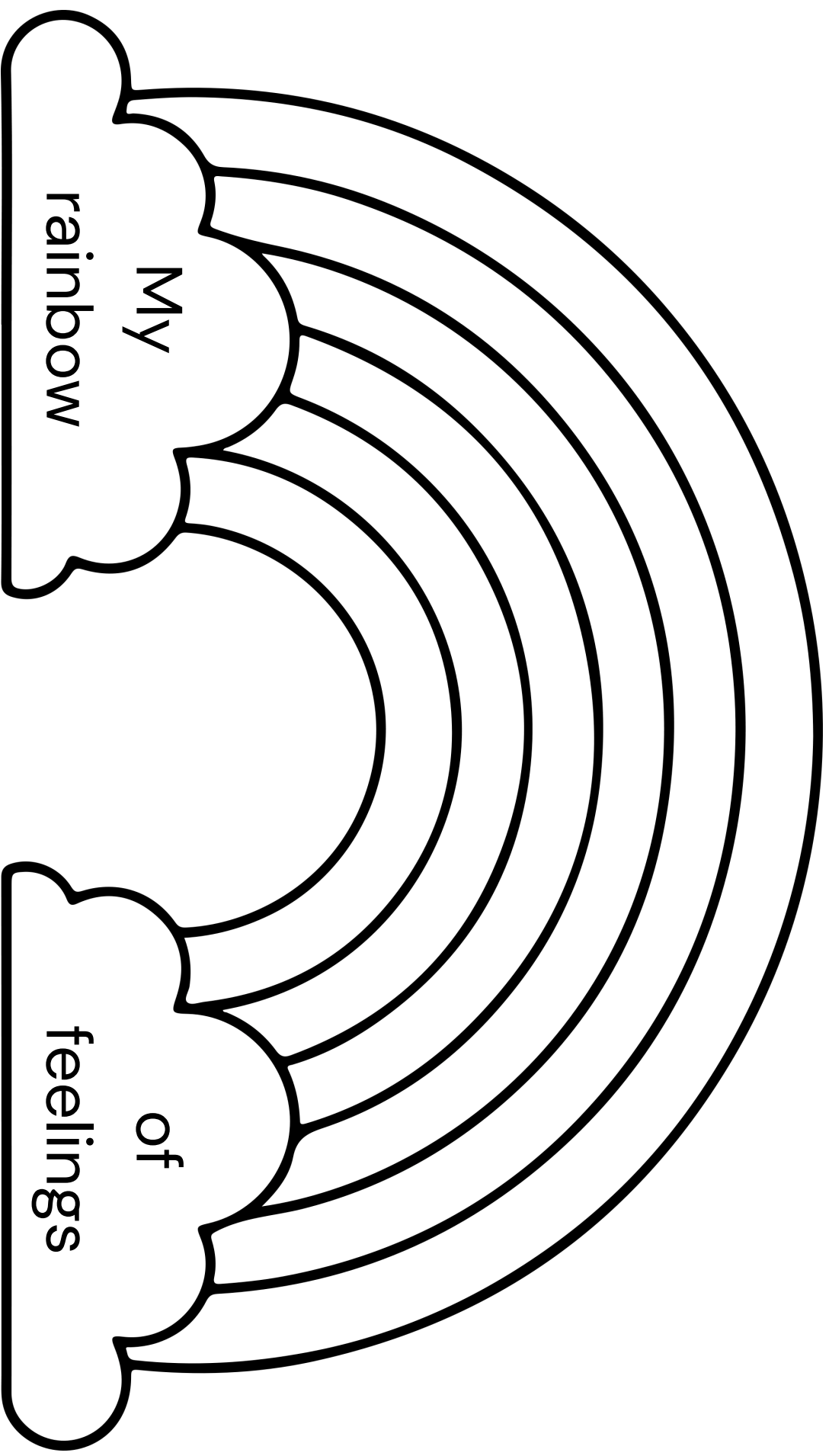
Classroom resources ideas by **Shapes for Schools.**

Designed by **Fox and Ink Books**



Name -----

Date -----



Happy

Calm

Excited

Brave

Silly

Thoughtful

Worried

Proud

Play

Dance

Rest/Relax

Run/Move

Imagine/Dream

Help/Share


Sing/Hum

Create/Draw

Name _____

My record is for _____

because _____



Name _____

My record is for _____

because _____

